

School Satisfaction

John Septimus Roe Anglican Community School conducted a whole of School Survey between 20 September 2022 and 3 October 2022. The relevant data and responses have been reviewed, with this Executive Summary produced for the School community.

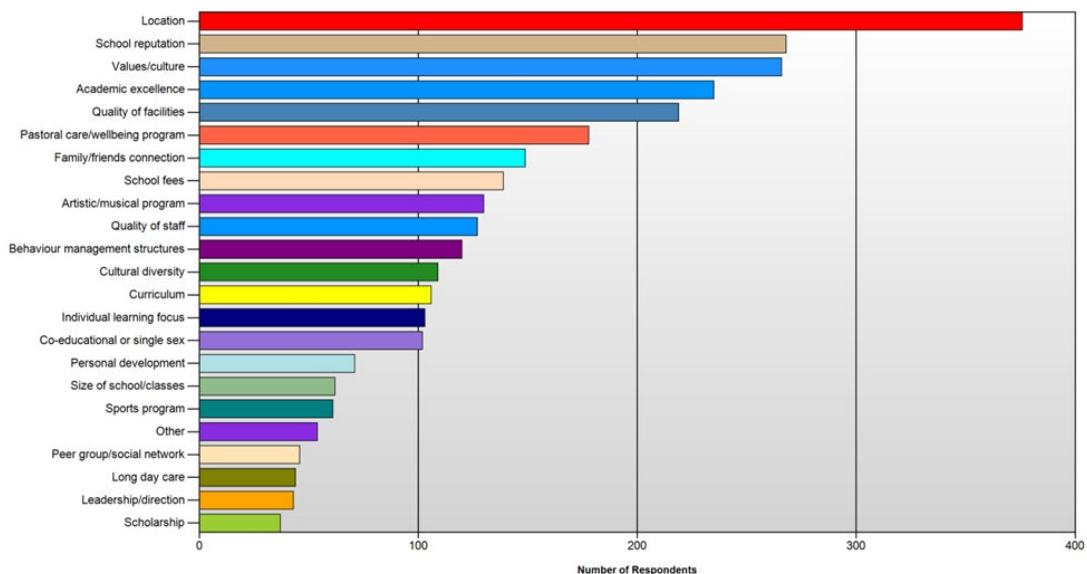
The community survey included parents and staff, with parents providing feedback in the following areas:

- Values + Culture
- Leadership + Direction
- School Communication
- Curriculum + Co-curriculum
- Learning + Extension
- Teaching Standards
- Learning Environment
- Resources + Facilities
- Homework
- Reporting
- Pastoral Care/Wellbeing
- Student Transition
- Student Engagement
- Parent Engagement

The Parent Survey response rate was 35.9% (726 out of 2025 respondents), with a summary of the School Survey results presented below, for the School community's reference.

REASONS FOR SELECTION

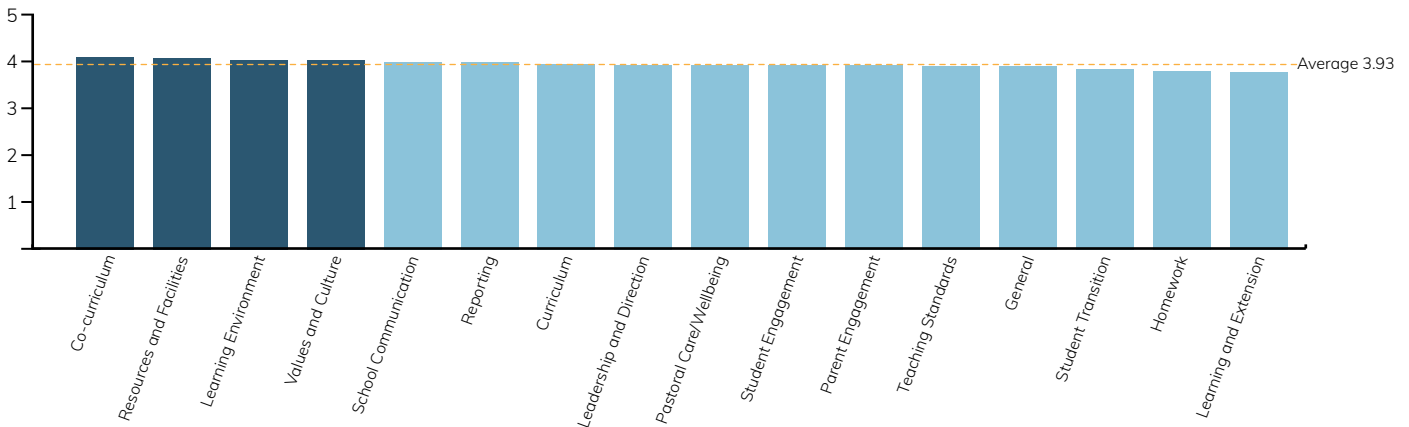
The following table details the reasons parents selected John Septimus Roe Anglican Community School, with the top 5 reasons being, Location, School reputation, Values/Culture, Academic excellence and Quality of facilities.



SATISFACTION SCORES - COMMUNITY

John Septimus Roe Anglican Community School achieved an overall satisfaction score of 79% (3.93 out of 5).

The following table highlights the satisfaction scores from the Parents who participated in the Community Survey. While the overall satisfaction scores were very high, the highest satisfaction scores were related to the School's co-curricular program, resources and facilities, the School's learning environment and the School's values and culture. While the lower satisfaction scores were attributed to learning and extension, homework and student transition.

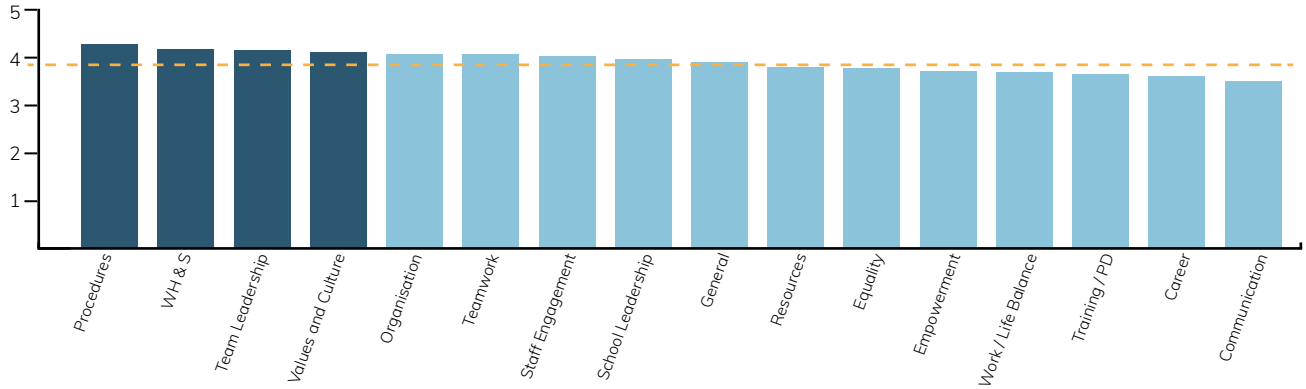


Key Area	Satisfaction	Variance
Co-curricular	4.10	4%
Resources + Facilities	4.08	4%
Learning Environment	4.04	3%
Values + Culture	4.03	3%
School Communication	4.00	2%
Reporting	3.99	2%
Curriculum	3.95	1%
Leadership + Direction	3.93	0
Pastoral Care / Wellbeing	3.92	0
Student Engagement	3.92	0
Parent Engagement	3.92	0
Teaching Standards	3.90	-1%
General	3.90	-1%
Student Transition	3.84	-2%
Homework	3.79	-4%
Learning + Extension	3.78	-4%
Average Score	3.93	

- A result that indicates an excellent satisfaction rating
- A result that indicates a good satisfaction rating
- A score that is equal to or higher than the 'Average Score'
- A score that is lower than the 'Average Score'


SATISFACTION SCORES - STAFF

The following table highlights the satisfaction scores from the staff who participated in the Community Survey. While the overall satisfaction scores were very high, the highest satisfaction scores were related to the School's Procedures, Work, Health and Safety, Team Leadership and Organisation. The lower satisfaction scores were attributed to the School's Communication, Recognition of Staff and Career Advancement.



Key Area	Satisfaction	Variance
Procedures	4.19	9%
WH & S	4.08	6%
Team Leadership	4.06	5%
Organisation	4.02	4%
Teamwork	3.98	3%
Staff Engagement	3.97	3%
School Leadership	3.93	2%
General	3.87	1%
Resources	3.81	-1%
Equality	3.72	-3%
Empowerment	3.70	-4%
Work / Life Balance	3.62	-6%
Training / PD	3.61	-6%
Career	3.56	-8%
Recognition	3.52	-9%
Communication	3.42	-11%
Average Score	3.85	

- A result that indicates an excellent satisfaction rating
 - A result that indicates a good satisfaction rating
 - A score that is equal to or higher than the 'Average Score'
 - A score that is lower than the 'Average Score'
- Average 3.85



Response to the Survey

POSITIVES

Qualitative responses to the survey questions provided valuable information on stakeholders' perceptions of positive aspects of JSRACS, areas they thought needed improvement and, for parents, reasons for enrolling children at the School as well as whether they were satisfied with their decision.

The most prominent theme that emerged from parents' comments about positive aspects of JSRACS was education and learning. Parents commented that the teachers are effective; supportive and caring. They also mentioned the academic commitment and focus of the School, the range of extra and co-curricular opportunities, learning support, the improved transition to high school process, the teaching and learning management system and SEQTA, as positives. Other positive themes were a sense of community at the School, the pastoral care offered by the School, the Music/Arts program, the Sport program and the School's values.

There were three themes to the positive aspects of JSRACS that staff noted. The most prominent of these was again, education and learning. Staff commented on the positive relationships between staff and colleagues as well as the bonds forged and mutual support. Other aspects they noted were an increased emphasis on pedagogy, sharing ideas and directions in teaching and learning, and the benefits of pastoral care. Two positive themes highlighted by staff were the stronger direction in which staff saw the School heading and its sense of community.

NEEDS IMPROVEMENT

There were four themes to parents' perceptions of what needs improving at the School. The most prominent of these was discipline standards and bullying, better communication, academic achievement and extension, secondary school excellence, wanting feedback on students' progress and clarity on the amount and nature of homework.

There were several areas identified by Staff members that required improvement. These included workload and well-being. Other areas for improvement were management of student misbehaviour, budgets and resourcing.

While the Community Survey highlights areas for improvement, the satisfaction levels within the School community and more specifically, its education and care of students, remains very high.

There are many areas that were identified as requiring enhancement that have already been the focus of improvement over the 2022 and 2023 academic years. These include the consolidation and expansion of the academic extension program throughout the School, a review and enhancement of the School's implementation of its Behaviour Management Processes, a focus on ensuring secondary students engage in their learning process through the consolidation and implementation of formative assessment techniques and a focus on staff and students taking ownership and control of their individual wellbeing.

While there is more to do to continue to enhance our School community, the Parents and Staff Survey highlighted the supportive, caring community that exists at JSRACS.